



MANUAL HANDLING

For the purposes of this contract we do not anticipate that items of plant or waste will exceed 25 kilograms per any one item. As a contingency, if these weights are encountered two operatives working in conjunction will handle any items over and above this weight.

AIR MONITORING

To be carried out by the client's independent 3rd Party Consultant – **AWN Consulting**

LEGISLATION, CODES OF PRACTICE & GUIDANCE NOTES

All asbestos works will be carried out in accordance with the following.

- ❖ Asbestos-containing Materials (ACMs) in Workplaces - Practical Guidelines on ACM Management and Abatement 2013
- ❖ S.H.W.W. (Construction) Regulations, 2013 (S.I. No. 291 of 2013).
- ❖ S.H.W.W. (Construction) (Amendment) Regulation 2012 (S. I. No. 461 of 2012).
- ❖ S.H.W.W. (Construction) (Amendment) (No.2) Regulation 2012 (S. I. No. 481 of 2012).
- ❖ S.H.W.W. (Exposure to Asbestos) (Amendment) Regulations 2010 (S.I. No. 589 of 2010).
- ❖ S.H.W.W. (General Application) Regulations 2007
- ❖ S.H.W.W. (Exposure to Asbestos) Regulations, 2006 (S.I. No. 386 of 2006)
- ❖ S.H.W.W. (Carcinogens) Regulations, 2001 (S.I. No. 078 of 2001).
- ❖ Chemicals (Asbestos Articles) Regulations 2011 (S.I. No. 248 of 2011).
- ❖ European Communities (Carriage of Dangerous Goods by Road and Use of Transportable Pressure Equipment) (Amendment) Regulations 2013 (S.I. 238 of 2013)
- ❖ European Communities (Carriage of dangerous goods by road and use of transportable pressure equipment) Regulations, 2011 (S.I. No. 349 of 2011).
- ❖ European Communities (Asbestos Waste) Regulations, 1990: SI No. 30 of 1990.
- ❖ European Communities (Control of Water Pollution by Asbestos) Regulations, 1990: SI No 31 of 1990.
- ❖ Air Pollution Act, 1987 (Emission Limit Value for use of Asbestos) Regulations.

LIST OF GUIDANCE NOTES WHEN APPROPRIATE (Prepared by the HSE, UK)

- ❖ Approved Code of Practice; Work with Asbestos insulation, asbestos coating and asbestos insulation board.
- ❖ Control of Asbestos regulations 2012
- ❖ Asbestos Essentials (Where Applicable)

DOCUMENTATION

Copies of the following documents will be on side at all times during asbestos removal works:

- ❖ Site Specific Method Statement & Risk Assessment
- ❖ Plant Maintenance Certificates
- ❖ Operatives Medical and Training Records



SAFETY STATEMENT/RISK ASSESSMENT FOR ASBESTOS REMOVAL WORKS

Health & Safety Principles & Objectives

- To ensure the working environment is safe and without risks to health.
- To ensure adequate provision has been made with regard to facilities, and arrangements for employee welfare at work.
- Health and safety matters are to be given the highest emphasis.
- To achieve good management from conception through to execution of the works.
- To plan, organise, control, monitor and review health and safety throughout life of project.
- To ensure personnel are competent for the allocated tasks.
- To ensure all equipment used is certified and competent for the allocated tasks.
- To ensure sufficient resources are available to conduct the works in a safe manner.
- To identify all hazards and control the associated risks.

ACTIVITIES WITH RISK TO HEALTH & SAFETY

VEHICLE MOVEMENTS

All works vehicles will be parked outside the building in allocated parking spaces.

CONTROL & DISPOSAL OF NON CONTAMINATED WASTE

Non contaminated waste will be disposed of off-site as regular construction waste any rubbish or litter generated will be put in the appropriate supplied containers

EXCLUSION OF UNAUTHORISED PERSONS

During the works process there will be no access to anyone other than staff engaged in that function. (See **Visitors to site** section of the method statement).

MACHINERY & TRAINING

When choosing equipment account will be taken of work conditions and hazards that it will be suitable for the task. All equipment will be well maintained and carry current test certificates as applicable. The Company will provide appropriate training in the use, maintenance of vacuum cleaners, negative pressure units, decontamination units and other machinery and plant to be used on site.

EMERGENCY PROCEDURES

(See also **emergency procedures** section of our method statement). The work has been planned to reduce the risk of any emergency occurring to the lowest possible level, taking account of the works to be carried out and the site characteristics.

FIRST AID & TREATMENT OF INJURED PERSONS

First Aid will be given by a qualified first aider, namely [REDACTED] whilst an ambulance is awaited.



FIRE & THE PREVENTION OF SAME

Any flammable liquids will be stored separately and in appropriate containers. Where possible, a non-flammable alternative will be used. Environmental Waste Technologies Ltd., employ a no-smoking policy on site at all times. Check when leaving site (whether lunch time or end of shift) to ensure any sources of ignition are safe/extinguished. No rubbish is allowed to build up on site, especially near sources of ignition and flammable materials. Fire extinguishers to be made available – appropriate for the type and nature of potential fire. Location of nearest accident and emergency unit will be established and all operatives will be informed prior to works commencing.

SITE RULES

The following rules are to be brought to the attention of all persons entering the site compound by the site supervisor.

HOUSEKEEPING

All directions given by the site supervisor are to be followed. Equipment and materials are to be stored in designated areas. **NO LITTER.** Walkways, exit routes are to be kept clear. For instructions regarding contaminated waste, please refer to **Disposal of asbestos waste** section of our method statement.

ACCIDENT REPORTING.

Any accidents or incidents occurring on site must be reported to the site supervisor, who will be responsible for determining and instigating any action necessary. Details are to be recorded in the daily site log as a minimum.

PROTECTIVE CLOTHING

In conjunction with the relevant section of our method statement that all personnel entering the works area are to wear Personal Protective Equipment, disposable coveralls and steel toe capped Wellingtons or boots & Respiratory Protective Equipment.

DECONTAMINATION PROCEDURES

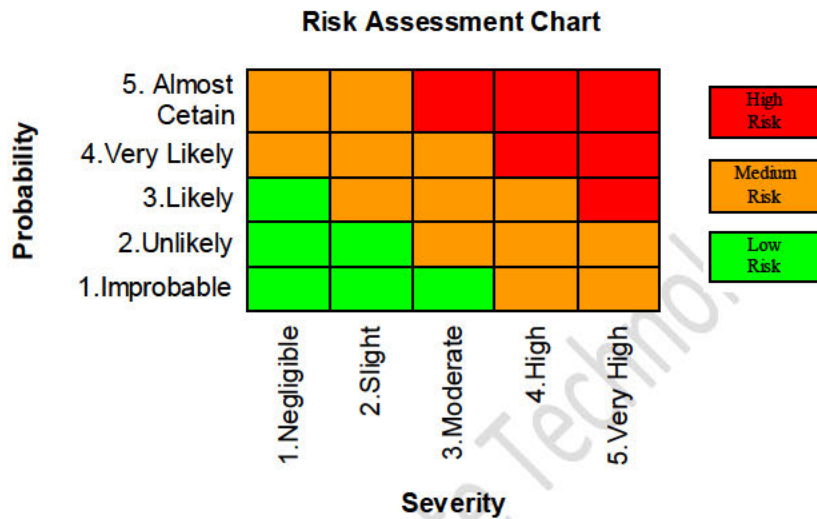
All persons entering and exiting the enclosure must go through full decontamination procedures as detailed in our **entry to the work enclosure/decontamination procedures** sections of our method statement.

MONITORING & STANDARDS OF WORK

The site supervisor will carry out daily checks of the site. Should any non-compliance of the rules be highlighted during this check, an investigation will be carried out to determine the cause of this non-compliance. The site supervisor will then take appropriate action, which will be dependent upon the extent of the non-compliance. He will also supervise the operatives and their work on a daily basis to ensure that all instructions are being followed and good health and safety practices and control measures are being adhered to.



<p>Risk Assessment Chart</p> <p>ENVIRONMENTAL WASTE TECHNOLOGIES LTD.</p>
Seagreen Greystones



<u>RISK IDENTIFICATION</u>		Assessment of Hazard (SEVERITY)	Assessment of Risk (PROBABILITY)	Risk Assessment L / M / H
		1-5	1-5	
1.	Exposure to Asbestos	2	2	Low
2.	Manual Handling	2	2	Low
3.	Noise & Vibration	2	2	Low
4.	Slips, Trips & Falls	2	2	Low
5.	Bumps & Bruises with Fixed Plant	2	2	Low
6.				
7.				
8.				
9.				
NOTE:				
IF THE OVERALL RISK FACTOR IS LOW (L) , FOR ALL HAZARDS IDENTIFIED, THEN NO FURTHER ACTION IS REQUIRED.				
IF THE OVERALL RISK FACTOR IS MEDIUM (M) OR HIGH (H) THEN THE REMAINDER OF THIS FORM MUST BE COMPLETED.				



Risk Assessment Chart



Seagreen Greystones

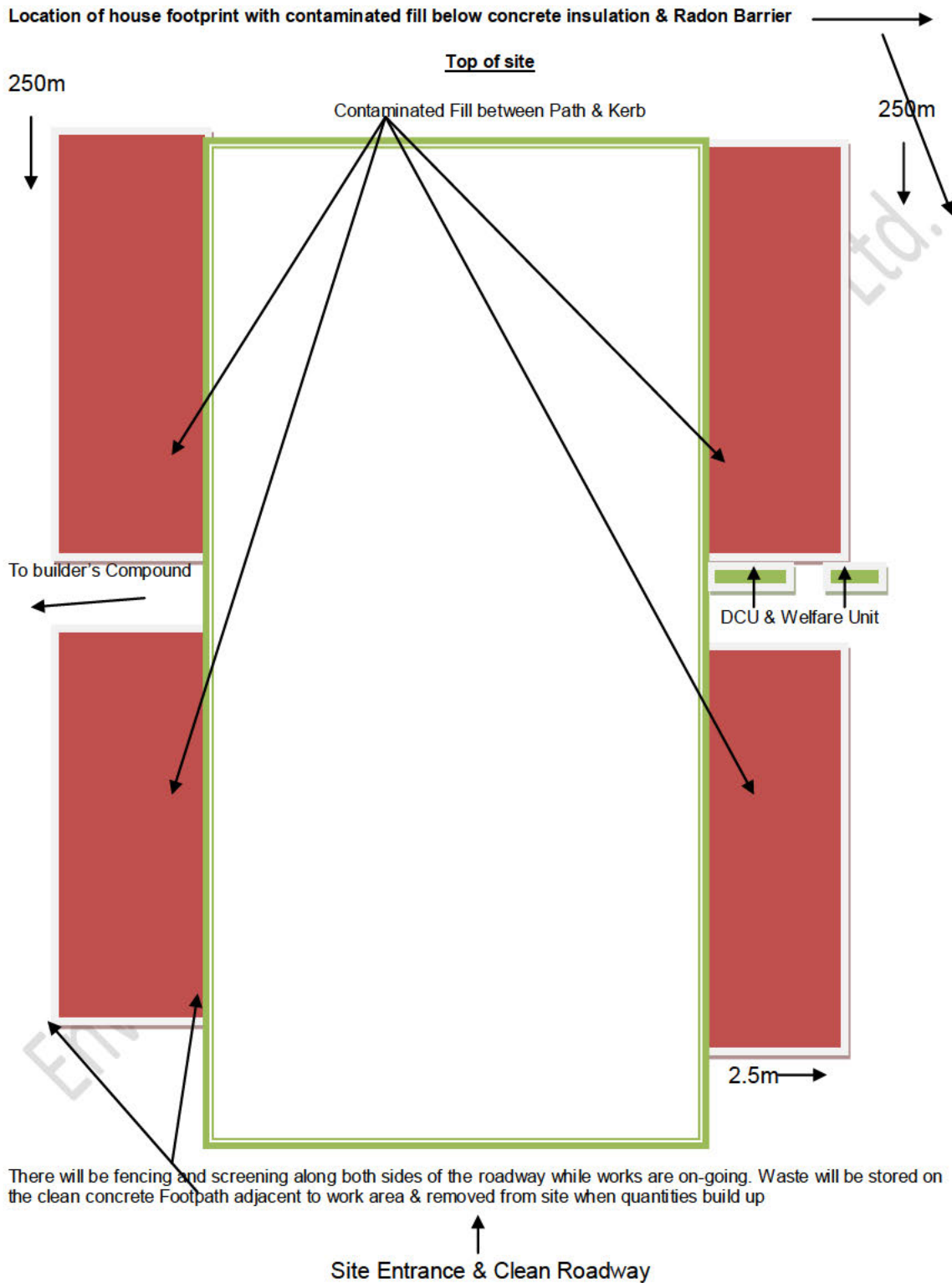
CONTROL MEASURES

(Control measures that will be used to reduce the risk identified. As an alternative the risk assessments detailed in our Company Safety Statement, suitably amended to take into account the works on this site can be attached to this method statement)

Exposure to Asbestos	<ul style="list-style-type: none"> • The asbestos is contained within a restricted area • Constant background and personal air monitoring is being carried out to verify that works are taking place well below the action level • All operatives are trained in Asbestos Removal • All equipment is DOP tested and labeled • Appropriate R.P.E will be worn by all operatives during removal works • Appropriate P.P.E will be worn by all operatives during removal works • The work area will be a restricted area and an exclusion zone with appropriate warning signs to prevent unauthorized entry will be in effect
Manual Handling	<ul style="list-style-type: none"> • All items handled by any single operative will be below 20 Kgs • Items exceeding 20 Kgs will be handled by at least 2 operatives • All operatives have been instructed in Manual Handling Techniques
Noise & Vibration	<ul style="list-style-type: none"> • All machinery is CE rated and has been tested and proved to be below acceptable levels for noise & vibration • Appropriate Ear Protection & Hand Protection are available to the operator
Slips, Trips & Falls	<ul style="list-style-type: none"> • Good Housekeeping Practices • Well Maintained Lighting System
Bumps & Bruises	<ul style="list-style-type: none"> • Person Protective Equipment, Footwear to be Used • Adequate First Aid Supplies for Bumps & Bruises



Site Layout



From: [REDACTED]
To: AsbestosNotif
Subject: FW: Glendale Revised MS
Date: 15 June 2016 20:04:12
Attachments: [image001.png](#)
[image003.png](#)
[image004.png](#)
[Glendale Greystones - Sie Specific Method Statement & Risk Assessment \(REV 1\).pdf](#)

Attached please find a copy of the revised method statement for Glendale to show additional works to kerb sides and some material beneath cobble locking to unoccupied houses .

Regards,

[REDACTED]
Environmental Waste Technologies Limited
Unit W10 E
Toughers Business Park
Newhall
Naas
Co. Kildare

Tel +353 (45) [REDACTED]
Fax +353 (45) [REDACTED]
Mobile +353 (86) [REDACTED]
www.ewt.ie



Before printing this email, think if it is necessary to do it. Think Green.



IMPORTANT - CONFIDENTIAL : Information in this message is confidential and may be legally privileged. It is intended solely for the person to whom it is addressed. If you are not the intended recipient, please notify the sender, and please delete the message and any other record of it from your system immediately.

Please note that e-mail sent to and from this domain are routinely monitored for record keeping, quality control and training purposes, to ensure regulatory compliance and to prevent viruses and unauthorized use of our computer systems.



SITE SPECIFIC METHOD STATEMENT FOR THE REMOVAL OF ASBESTOS MATERIALS

CLIENT DETAILS

Kilsarn
Piercetown
Dunboyne
Co. Meath

Contact: Mr. [REDACTED]

Tel No. 086 - [REDACTED]

SITE DETAILS

Glendale
Greystones
Co. Wicklow

Contact: Mr. [REDACTED]

Tel No. 086 - [REDACTED]

ASBESTOS CONSULTANT APPOINTED BY THE CLIENT

AWN Consulting
The Tecpro Building
IDA Business and Technology Park
Clonshaugh
Dublin 17

Contact: Ms. [REDACTED]

Tel No. 01 - [REDACTED]

ENFORCING AUTHORITIES

Health and Safety Authority
The Metropolitan Building,
James Joyce Street
Dublin 2

Contact: Health & Safety Unit

Tel No: 1890 - 289389

ASBESTOS REMOVAL WORKS CARRIED OUT BY

Environmental Waste Technologies Ltd
Unit W10 E Toughers Business Park
Newhall
Naas
Co. Kildare

Contact: Mr. [REDACTED]

Tel No: [REDACTED]



SCOPE OF WORK

Following an instruction from the client Environmental Waste Technologies Ltd has been engaged to carry out the safe removal & packaging of approximately 40,000 Kgs of asbestos contaminated fill used for preparatory ground works at a proposed residential building site. The material involved is laid as a temporary footpath and is temporarily covered & fenced off. Our works will also include the complete environmental cleaning of the areas from which Environmental Waste Technologies has removed the asbestos contaminated materials.

EMERGENCY CONTACT NUMBERS

HEAD OFFICE:	██████████
FAX	045-409388
E-mail	info@ewt.ie
██████████	Mobile 086-██████████
██████████	Mobile 087-██████████
██████████	Mobile 085-██████████
██████████	Mobile 086-██████████

PREPARATORY WORKS BY CLIENT PRIOR TO ASBESTOS WORKS COMMENCING

1. Removal of all non-contaminated items and equipment from the work areas.
2. Supply of sufficient power and mains pressure water to service decontamination unit, work areas and all specialist plant for the duration of the contract.
3. Supply of location for a decontamination unit
4. Supply of location for a secure area for the storage of asbestos waste during the removal works.
5. To inform, identify & isolate as necessary all ductwork, pipe work, electrical services and all hazardous energy & items within the works area.

ON SITE ASBESTOS TRAINED SUPERVISOR – ██████████

The Supervisor's role will be to ensure all work is carried out as outlined in this method statement and to check all plant and machinery is in working order prior to and during asbestos removal works. He will ensure that all operatives are aware of, and adhere to all relevant current Health and Safety Authority legislation documents and guidelines.

The on Site Supervisor has the authority to modify and edit this method statement if changes need to be made on site. Each change will be initialled and signed by the on-site supervisor.



TYPE & DURATION OF PROJECT

Proposed start date	Monday June 13 th 2016
Proposed finish date	Wednesday June 15 th 2016
Number of employees to be utilised	5
Approximate quantity of asbestos	40,000 Kgs
Working Hours	7.00am – 4.00pm

TYPE & QUANTITY OF ASBESTOS

Number of samples taken	Not Known
Type of Asbestos	Actinolite
Form of Asbestos	Stone Pebbles & Rubble
Condition of Asbestos	Fair

CONTROL MEASURES TO BE APPLIED

Environmental Waste Technologies will adapt the following control measures:

- Reduction of exposure at source by the application of fibre suppression techniques using specialised misting systems specifically designed for dust suppression without causing a slurry effect.
- Water will be mixed with a specific asbestos knock down penetrant before spraying.
- Careful handling techniques.
- The use of Respiratory Protective Systems.

EXPECTED EXPOSURE LEVELS

For the purpose of this risk assessment and due to the fact that the asbestos materials are technically friable but with fibres firmly bound to the matrix it is assumed due to previous experience verified by personal and background air testing that exposure levels due to the control measures employed will not exceed the action and control limits for Actinolite, amphibole and serpentine asbestos. The expected exposure, given the control methods selected for this removal procedure and based on previous experience of similar projects, is anticipated to be below the action level of 0.1fibres/cm³. All results to date have shown that there are little or no airborne fibres in the areas where work has previously taken place with the same material. Any fibres picked up have been minimal and well below permissible limits. Personal & background air monitoring will be carried out by the client's consultant to verify the exposure. Due to the asbestos materials concerned we will continue in keeping with best practice to use both Personal Protective Clothing and Respiratory Protective Equipment will be used and will be adequate for much higher than anticipated levels.

Given the control measures applied during the removal procedure it is not anticipated that any third party individuals will be exposed.



SPECIALIST EQUIPMENT & FACILITIES

DECONTAMINATION UNIT (DCU)

A self-contained hygiene unit (i.e. Decontamination Unit) complying with HSE Guidance note EH47. The unit is purpose built, consisting of three separate compartments: *a clean area, a shower area and a dirty area*. A self-closing door physically separates each compartment. Extract ventilation is provided which is designed to provide airflow from the clean end to the dirty end. In all other respects the unit conforms to the requirements of Guidance Note EH47 (*The provision, use and maintenance of hygiene facilities for work with asbestos insulation and coatings*).

Due to the works taking place without an enclosure the Decontamination Unit (DCU) will not be attached to the work area but will be placed as near as is practical to the work area of the to reduce transiting as much as is possible. This unit will be connected to power and water provided by the client. Water will be provided from a dedicated mains supply. Hot water & wastewater to & from the DCU is to be filtered into a foul drainage system, via a filtered water management system specifically manufactured & designed for such purposes.

FIBRE SUPPRESSANT TECHNIQUES

All asbestos materials will be sprayed via airless sprayer systems with a diluted dampstrip asbestos penetrant solution until saturated prior to and during removal & packaging. We will also be using a specialised watermistlers which are adjustable and can suppress contaminated dust without causing contaminated water slurry.

RESPIRATORY PROTECTIVE EQUIPMENT

Sundstrom Half Faced SR 100 Negative Pressure Respirators fitted with Particle Filter SR 510 P3R with an SR 221 Pre Filter with an actual protection value of 20 will be used during the works. Personal air monitoring results will be evaluated to ensure the correct RPE is being used.

PERSONAL PROTECTIVE CLOTHING

Microgard type 5 & 6 disposable overalls with elasticised hoods, cuffs and ankles. Coveralls and colour coding for each zone to be used on site for the duration of the contract will be as follows:

- Work Area = Blue
- Other Areas = Blue

During removal works coveralls will be blue disposable coveralls with elasticised hoods, cuffs and ankles. These will be disposed of after each visit inside the live work enclosure, (see **Decontamination Procedures** further in this document). When transiting and during sheeting up and de-tenting procedures operatives will wear blue coveralls with elasticised hoods, cuffs and ankles.

MATERIAL SPECIFICATION

Polythene Sheeting	Heavy duty 1000 gauge
Adhesive Tape	50mm wide
Asbestos UN Bags	90 x 90 x 110CM+ Liner (70MY).



OBJECTIVES

To remove asbestos in such a safe and secure manner so as to restrict fibre release during removal to an absolute minimum and to enable the operational area to be returned for normal occupation on completing of asbestos removal works.

WORK AREA CONSTRUCTION

This requires the formation of an effective restricted area between the designated asbestos work area and adjacent areas. The construction method shall be as follows:

- All non-contaminated fixtures fittings and fixed furniture are to be removed before any works commence, as far as is practicable. Any non-contaminated items, which cannot be reasonably removed will be sheeted over and protected from impact damage where necessary. This will be achieved by appropriate use of framework and plastic sheeting.
- The area will be restricted with Harris Safety Fencing with temporary screening and with appropriate signage which will restrict entry.

WARNING SIGNS

Warning Signs that clearly demonstrate that asbestos removal is being performed and that entry is restricted will be posted around the work area.

ENTRY TO THE WORK AREA

Access to the work area will be restricted to the following;

- Removal operatives and site supervisor.
- Health and Safety Authority Environmental Health Inspector.
- Asbestos removal consultant(s).

Before entering the work area approved persons must at a minimum:

- Put on type 5/6 coveralls and washable footwear.
- Put on an approved respirator.
- Put on safety gloves
- Enter the work area.

No person shall be admitted to the work area without an adequate medical certificate, insurance cover, protective clothing and respiratory protection equipment & certificates confirming that the person is fit to wear a respirator under asbestos conditions.

METHOD OF WORK

In areas where removal is taking place once the work area has been completed and deemed satisfactory by the supervisor removal works will begin, the contaminated material will be misted down with a combination of airless sprayers and misting machines and saturated with an asbestos penetrant prior to and continuously during removal avoiding any water slurry. The polythene covering the area will be peeled back approximately 1.5m at a time and the material will be mechanically dug and placed within approved UN bags using a specific bag jig so as to avoid spillage as much as is reasonably practical.

This report should be read in full & shall not be re-produced, modified, or copied in any form or by any means or used for any purpose other than its designated purpose, without the prior written approval of EWT Ltd.



Works will also take place to the inside verge of the kerbing where fill was used to back fill footings for the concrete kerbing. We will remove a 600 ml strip approx 150 ml deep along the area where fill was identified as being used. In houses Number 7 & 8 areas to the front and rear cobblelock have been identified that have contaminated fill below them. The coble lock will be removed and treated as construction waste and the fill below removed from the areas identified on both sites.

All excess waste & debris will be carefully placed in a UN Asbestos labelled and approved disposal bags and made ready for transport. Once gross removal of the asbestos containing materials has been completed, all surfaces will be wet raked so as to remove any asbestos residue that may remain. **The UN bags will be wet wiped and kept clean for transport.** Upon completion of these tasks the site supervisor will then conduct a visual examination of the work area. If the area is deemed satisfactory, he will then inform the client's representative who will conduct a further visual examination of the area. When satisfied that the work area is clean & asbestos free the work area will be deemed clean and broken down. Further soil samples maybe taken by the client's consultant to verify this

Asbestos removal will be undertaken by a team of trained operatives, one of whom will be posted outside the work enclosure to maintain the following;

- Provision of supplies.
- Function of plant and power supply.
- Liaison with the supervising officer.
- To prevent unauthorised access
- To act in the event of emergency.
- Secure and maintain the transit route

DECONTAMINATION PROCEDURES

The decontamination unit will be stocked with adequate supplies of soap, nailbrushes and towels. Operatives will proceed directly to the decontamination unit via the **restricted work area**. In the dirty area of the air lock they will remove boots, gloves and suits, their respirator will be removed and placed in a plastic bag for cleaning which will accompany the operatives as they proceed to the DCU, in the shower area. They will shower hair and body and clean their respirator thoroughly while wet and remove filters and place them in the container provided for their disposal, where possible, posting them back to the dirty end of the hygiene facility. Ensure that respirator face piece is clean both inside and out, after drying, place towels in bags for disposal pass through to the clean area and dress.

The transit route will have a designated operative to keep the transit route clear and to environmentally clean this route by wet wiping and hepa vacuuming immediately after each transit.

WASTE REMOVAL PROCEDURES

All asbestos waste will be handled in accordance with the statutory requirement of the waste management (hazardous waste) regulations 1998 (SI No.163 of 1998) and the European Communities (asbestos waste) regulations 1990 (SI No.30 of 1990), together with guidance note No. EH52 (removal techniques and associated waste handling for asbestos insulation, coating and insulation)



DISPOSAL OF ASBESTOS WASTE

All asbestos waste will be placed in sealed UN bags and transported by a licensed carrier, to the following approved disposal site, approved as such by Wicklow County Council & the EPA under a section 55 waiver, for disposal as contaminated waste.

Kilsaran
Ballinclare Quarry
Co. Wicklow

SITE CLEARANCE

Environmental Waste Technologies Ltd. will not leave the site until the client is completely satisfied with the works.

EMERGENCY PROCEDURES

Emergency procedures to be followed will be as Environmental Waste Technologies Ltd., Asbestos Working Code of Practice. Following any dangerous occurrences or accident, the relevant office of the Health and Safety Authority or Local Authority will be informed. In the event of a fire, priority will be given to evacuating the work area by the quickest possible route. Operatives will familiarise themselves with fire exit routes and location of fire fighting equipment and first aid/hospital facilities prior to commencement of any works on site. Where inadequate facilities exist, they will be supplemented by equipment provided by Environmental Waste Technologies Ltd., commensurate with the nature and duration of works on site. Work enclosures will be constructed so as not to obstruct fire exit routes. In the event of a suspected escape of asbestos fibres, all works within the enclosed area must cease until the source is located and any remedial works and consequent decontamination completed and tested and deemed to be satisfactory so that no re-occurrence is possible before works can resume. The results of any such incident will then be recorded in the site log, including air test results. Suitable records of all incidents will be kept. In the case of elevated airborne fibre levels being recorded outside the enclosed area, all work will stop immediately. The enclosure will be inspected, and any leak or breach found will be immediately repaired, together with the clean up of any resulting contamination. Work will only resume when acceptable levels have been verified by the on-site consultant.

LOCAL EMERGENCY SERVICES

TELEPHONE NUMBERS

Greystones Garda Station	112 / 999
Loughlinstown Hospital	112 / 999
Fire Brigade	112 / 999

VISITORS TO SITE

Authorised visitors to the site will be directed to report their presence to the site supervisor or the client's representative to receive instruction regarding the layout of the work area(s) and to be advised which areas are inaccessible. No persons will be admitted to the work enclosure without authority from the client or Health and Safety Authority, together with the appropriate protective equipment and evidence of training in its use, plus valid appropriate medical certificate and insurance cover.



MANUAL HANDLING

For the purposes of this contract we do not anticipate that items of plant or waste will exceed 25 kilograms per any one item. As a contingency, if these weights are encountered two operatives working in conjunction will handle any items over and above this weight.

AIR MONITORING

To be carried out by the client's independent 3rd Party Consultant – **AWN Consulting**

LEGISLATION, CODES OF PRACTICE & GUIDANCE NOTES

All asbestos works will be carried out in accordance with the following.

- ❖ Asbestos-containing Materials (ACMs) in Workplaces - Practical Guidelines on ACM Management and Abatement 2013
- ❖ S.H.W.W. (Construction) Regulations, 2013 (S.I. No. 291 of 2013).
- ❖ S.H.W.W. (Construction) (Amendment) Regulation 2012 (S. I. No. 461 of 2012).
- ❖ S.H.W.W. (Construction) (Amendment) (No.2) Regulation 2012 (S. I. No. 481 of 2012).
- ❖ S.H.W.W. (Exposure to Asbestos) (Amendment) Regulations 2010 (S.I. No. 589 of 2010).
- ❖ S.H.W.W. (General Application) Regulations 2007
- ❖ S.H.W.W. (Exposure to Asbestos) Regulations, 2006 (S.I. No. 386 of 2006)
- ❖ S.H.W.W. (Carcinogens) Regulations, 2001 (S.I. No. 078 of 2001).
- ❖ Chemicals (Asbestos Articles) Regulations 2011 (S.I. No. 248 of 2011).
- ❖ European Communities (Carriage of Dangerous Goods by Road and Use of Transportable Pressure Equipment) (Amendment) Regulations 2013 (S.I. 238 of 2013)
- ❖ European Communities (Carriage of dangerous goods by road and use of transportable pressure equipment) Regulations, 2011 (S.I. No. 349 of 2011).
- ❖ European Communities (Asbestos Waste) Regulations, 1990: SI No. 30 of 1990.
- ❖ European Communities (Control of Water Pollution by Asbestos) Regulations, 1990: SI No 31 of 1990.
- ❖ Air Pollution Act, 1987 (Emission Limit Value for use of Asbestos) Regulations.

LIST OF GUIDANCE NOTES WHEN APPROPRIATE (Prepared by the HSE, UK)

- ❖ Approved Code of Practice; Work with Asbestos insulation, asbestos coating and asbestos insulation board.
- ❖ Control of Asbestos regulations 2012
- ❖ Asbestos Essentials (Where Applicable)

DOCUMENTATION

Copies of the following documents will be on side at all times during asbestos removal works:

- ❖ Site Specific Method Statement & Risk Assessment
- ❖ Plant Maintenance Certificates
- ❖ Operatives Medical and Training Records



SAFETY STATEMENT/RISK ASSESSMENT FOR ASBESTOS REMOVAL WORKS

Health & Safety Principles & Objectives

- To ensure the working environment is safe and without risks to health.
- To ensure adequate provision has been made with regard to facilities, and arrangements for employee welfare at work.
- Health and safety matters are to be given the highest emphasis.
- To achieve good management from conception through to execution of the works.
- To plan, organise, control, monitor and review health and safety throughout life of project.
- To ensure personnel are competent for the allocated tasks.
- To ensure all equipment used is certified and competent for the allocated tasks.
- To ensure sufficient resources are available to conduct the works in a safe manner.
- To identify all hazards and control the associated risks.

ACTIVITIES WITH RISK TO HEALTH & SAFETY

VEHICLE MOVEMENTS

All works vehicles will be parked outside the building in allocated parking spaces.

CONTROL & DISPOSAL OF NON CONTAMINATED WASTE

Litter must not be dropped at any time in the building.

EXCLUSION OF UNAUTHORISED PERSONS

During the works process there will be no access to anyone other than staff engaged in that function. (See **Visitors to site** section of the method statement).

MACHINERY & TRAINING

When choosing equipment account will be taken of work conditions and hazards that it will be suitable for the task. All equipment will be well maintained and carry current test certificates as applicable. The Company will provide appropriate training in the use, maintenance of vacuum cleaners, negative pressure units, decontamination units and other machinery and plant to be used on site.

EMERGENCY PROCEDURES

(See also **emergency procedures** section of our method statement). The work has been planned to reduce the risk of any emergency occurring to the lowest possible level, taking account of the works to be carried out and the site characteristics.

FIRST AID & TREATMENT OF INJURED PERSONS

First Aid will be given by a qualified first aider, namely [REDACTED] whilst an ambulance is awaited.



FIRE & THE PREVENTION OF SAME

Any flammable liquids will be stored separately and in appropriate containers. Where possible, a non-flammable alternative will be used. Environmental Waste Technologies Ltd., employ a no-smoking policy on site at all times. Check when leaving site (whether lunch time or end of shift) to ensure any sources of ignition are safe/extinguished. No rubbish is allowed to build up on site, especially near sources of ignition and flammable materials. Fire extinguishers to be made available – appropriate for the type and nature of potential fire. Location of nearest accident and emergency unit will be established and all operatives will be informed prior to works commencing.

SITE RULES

The following rules are to be brought to the attention of all persons entering the site compound by the site supervisor.

HOUSEKEEPING

All directions given by the site supervisor are to be followed. Equipment and materials are to be stored in designated areas. **NO LITTER**. Walkways, exit routes are to be kept clear. For instructions regarding contaminated waste, please refer to **Disposal of asbestos waste** section of our method statement.

ACCIDENT REPORTING.

Any accidents or incidents occurring on site must be reported to the site supervisor, who will be responsible for determining and instigating any action necessary. Details are to be recorded in the daily site log as a minimum.

PROTECTIVE CLOTHING

In conjunction with the relevant section of our method statement what all personnel entering the works area are to wear Personal Protective Equipment, disposable coveralls and steel toe capped Wellingtons & Respiratory Protective Equipment.

DECONTAMINATION PROCEDURES

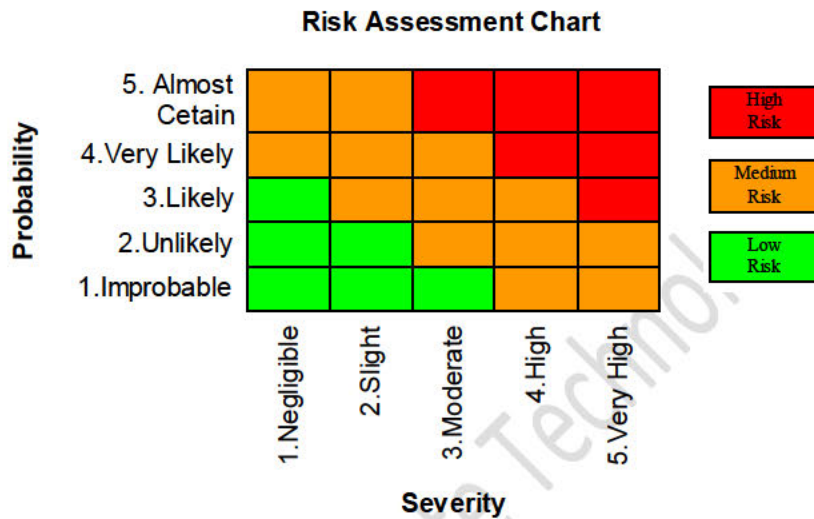
All persons entering and exiting the enclosure must go through full decontamination procedures as detailed in our **entry to the work enclosure/decontamination procedures** sections of our method statement.

MONITORING & STANDARDS OF WORK

The site supervisor will carry our daily checks of the site. Should any non-compliance of the rules be highlighted during this check, an investigation will be carried out to determine the cause of this non-compliance. The site supervisor will then take appropriate action, which will be dependent upon the extent of the non-compliance. He will also supervise the operatives and their work on a daily basis to ensure that all instructions are being followed and good health and safety practices and control measures are being adhered to.



<p>Risk Assessment Chart</p> <p>ENVIRONMENTAL WASTE TECHNOLOGIES LTD.</p>
<p>Glendale Greystones</p>



<u>RISK IDENTIFICATION</u>		Assessment of Hazard (SEVERITY)	Assessment of Risk (PROBABILITY)	Risk Assessment L / M / H
		1-5	1-5	
1.	Exposure to Asbestos	2	2	Low
2.	Manual Handling	2	2	Low
3.	Noise & Vibration	2	2	Low
4.	Slips, Trips & Falls	2	2	Low
5.	Bumps & Bruises with Fixed Plant	2	2	Low
6.				
7.				
8.				
9.				

NOTE:
 IF THE OVERALL RISK FACTOR IS **LOW (L)**, FOR ALL HAZARDS IDENTIFIED, THEN NO FURTHER ACTION IS REQUIRED.
 IF THE OVERALL RISK FACTOR IS **MEDIUM (M)** OR **HIGH (H)** THEN THE REMAINDER OF THIS FORM MUST BE COMPLETED.



Risk Assessment Chart



Glendale Greystones

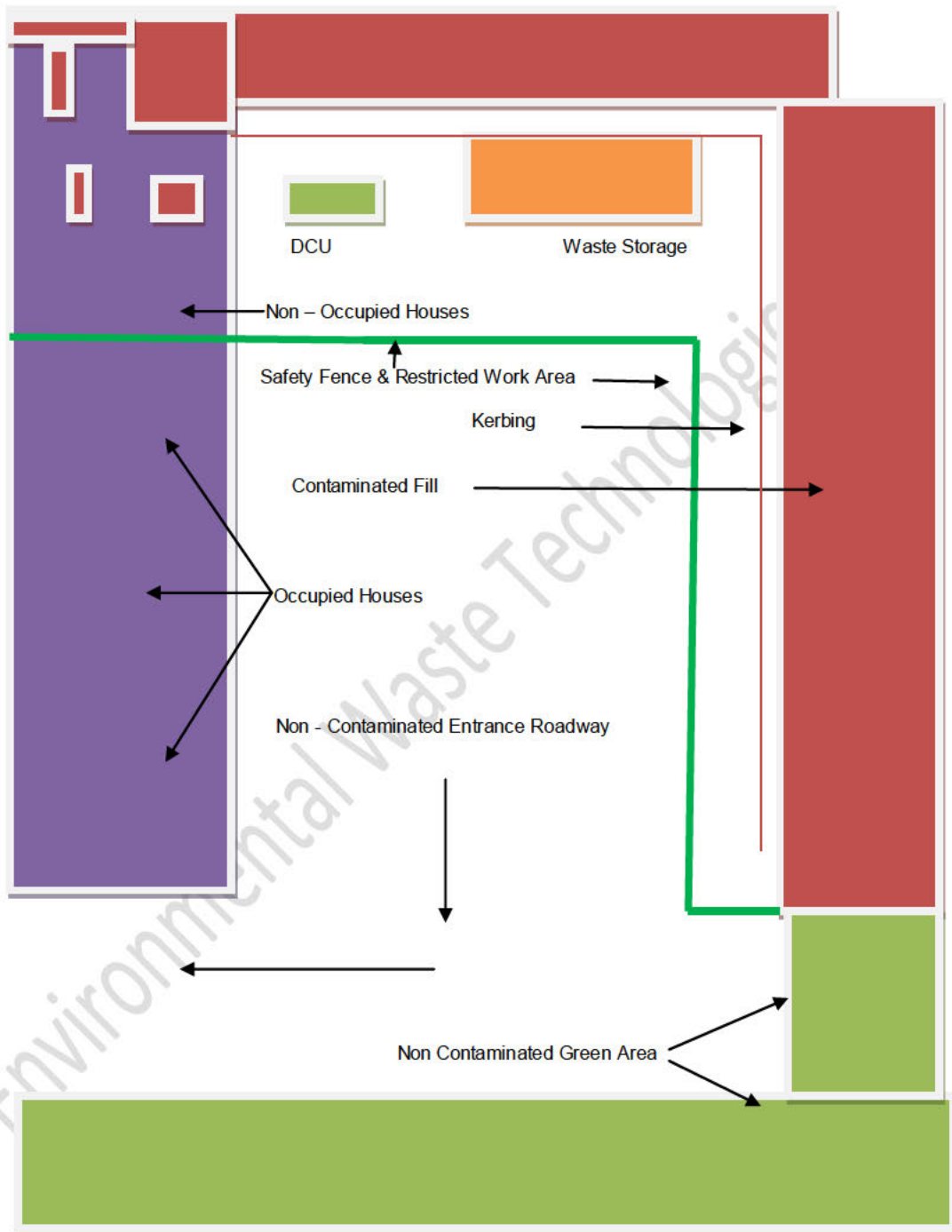
CONTROL MEASURES

(Control measures that will be used to reduce the risk identified. As an alternative the risk assessments detailed in our Company Safety Statement, suitably amended to take into account the works on this site can be attached to this method statement)

Exposure to Asbestos	<ul style="list-style-type: none"> • The asbestos is contained within an enclosure • All operatives are trained in Asbestos Removal • All equipment is DOP tested and labeled • Appropriate R.P.E will be worn by all operatives during removal works • Appropriate P.P.E will be worn by all operatives during removal works • The work area will be a restricted area and an exclusion zone with appropriate warning signs to prevent unauthorized entry will be in effect
Manual Handling	<ul style="list-style-type: none"> • All items handled by any single operative will be below 20 Kgs • Items exceeding 20 Kgs will be handled by at least 2 operatives • All operatives have been instructed in Manual Handling Techniques
Noise & Vibration	<ul style="list-style-type: none"> • All machinery is CE rated and has been tested and proved to be below acceptable levels for noise & vibration • Appropriate Ear Protection & Hand Protection are available to the operator
Slips, Trips & Falls	<ul style="list-style-type: none"> • Good Housekeeping Practices • Well Maintained Lighting System
Bumps & Bruises	<ul style="list-style-type: none"> • Person Protective Equipment, Footwear to be Used • Adequate First Aid Supplies for Bumps & Bruises



Site Layout



From: [REDACTED]
To: [AsbestosNotif](#)
Cc: [REDACTED]
Subject: Notification of Asbestos Removal Works
Date: 15 June 2016 15:26:40
Attachments: [Asbestos Notifications Updated Form - Delgany OKB.pdf](#)
[3221 RAMS 001 - ACM Removal 160614 rev 01 \(Appendix 1\).pdf](#)

To whom it may concern

Please find attached notification for asbestos removal works and RAMS.

Regards,

[REDACTED]
MSc (Civil), BSc, BE, MIEI.

Mobile + 353 86 [REDACTED]
[REDACTED] okellybros.ie

O'Kelly Bros Civil Engineering Ltd.
Demolition and Environmental Contractors.
Jutland Hall.
Dock Road.
Limerick.

P: +35361 [REDACTED]
F: +35361 40 41 61

 **Before printing, think about the environment**
